


Internal Quality Assurance Cell (IQAC)

Student Satisfaction Survey Report

2022-2023




ANNAMACHARYA

INSTITUTE OF TECHNOLOGY AND SCIENCES: KADAPA

Utukur (P), C. K. Dinne (V&M), Kadapa, YSR Dist.

Approved by AICTE, New Delhi & Affiliated to JNTUA, Anantapuramu

Accredited by NAAC with 'A' Grade, Bangalore.


PRINCIPAL
ANNAMACHARYA INSTITUTE
OF TECHNOLOGY & SCIENCES
C.K. DINNE (V&M), UTUKUR (P),
KADAPA-516 003 (A.P)

2.7 Student Satisfaction Survey

2.7.1 Online Student Satisfaction Survey regarding to Teaching Learning process

Student Feedback system is conducted every year to know about the students perception about Teaching – Learning and Evaluation, which will help to upgrade the quality of process, followed in our institution.

The questionnaire covers a wide array of skills involved in the teaching process which vary from teaching skills of the teacher, specialized knowledge, effectiveness of communication, preparedness, doubt clearing skills and use of ICT, to overall approach to the educational process like provocation, interpersonal connections feedback, animatedly modifying teaching methodology to help weak students etc.,

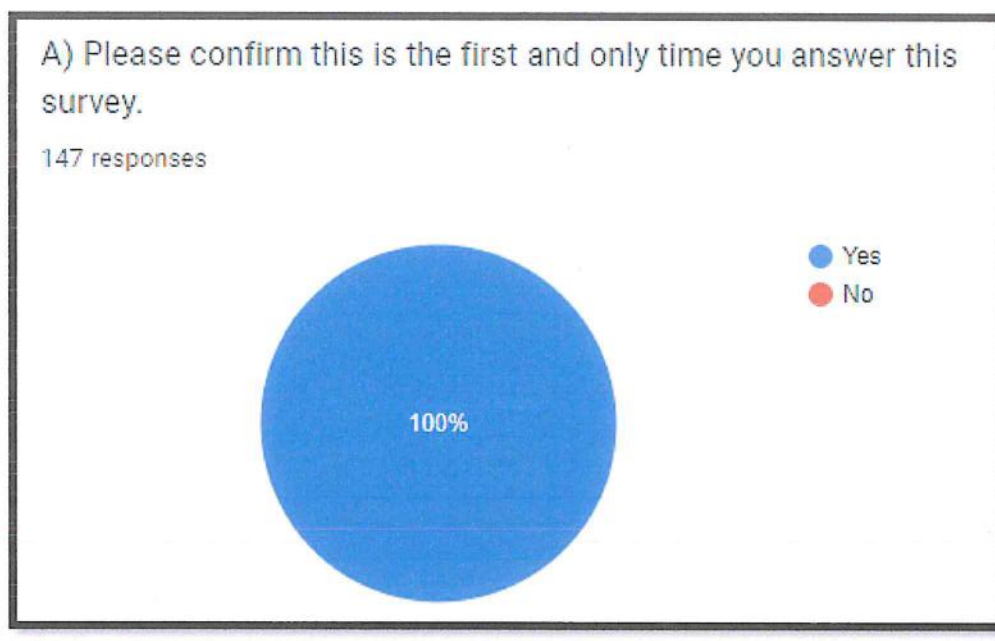
The study is led by the Internal Quality Assurance Cell (IQAC) with help of Head of the departments. The Google form containing surveys recommended by NAAC on various properties of the teaching learning process was created and sent through mentors to all the students from their respective departments.

A. Reddy
PRINCIPAL
ANNAMACHARYA INSTITUTE
OF TECHNOLOGY & SCIENCES
C.K. DINNE (V&M), UTUKUR (P),
KADAPA-516 003 (A.P)

CRITERION-1

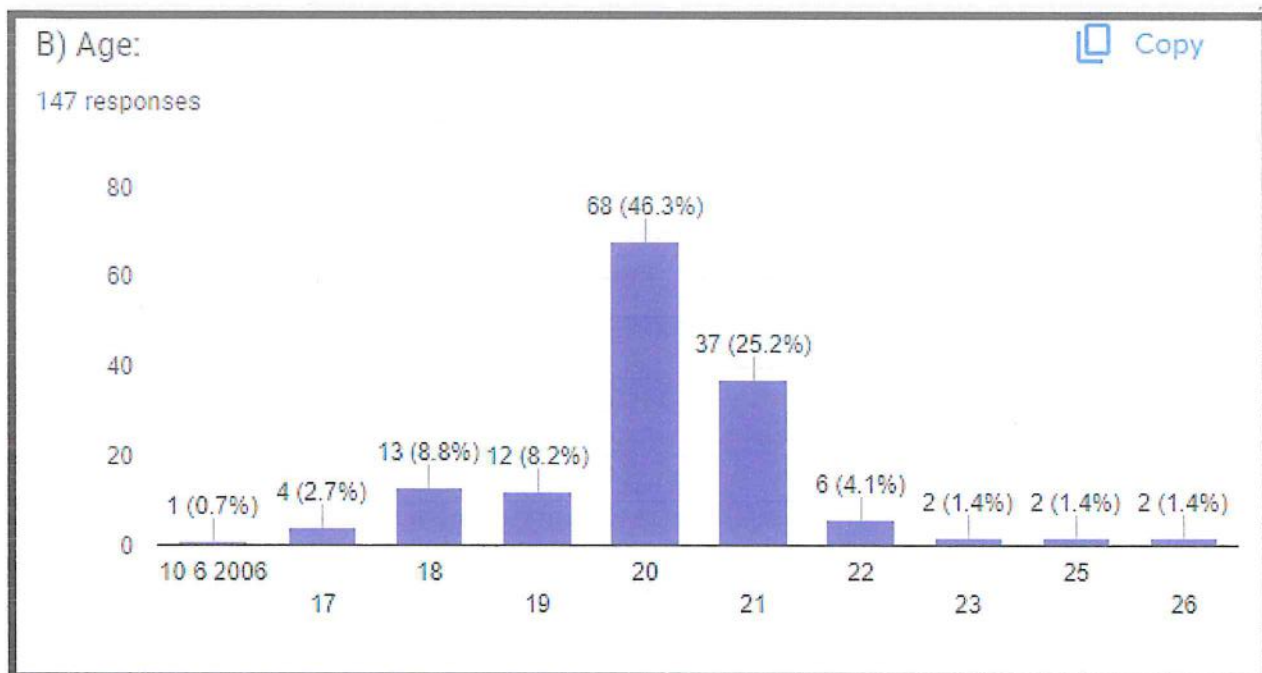
A) Please confirm this is the first and only time you answer this survey.

Scale	Frequency	Percentage
Yes	147	100
No	00	00
Total	147	100



A. K. Reddy
PRINCIPAL
ANNAMACHARYA INSTITUTE
OF TECHNOLOGY & SCIENCES
C.K. DINNE (V&M), UTUKUR (P),
KADAPA-516 003 (A.P)

B) Age:



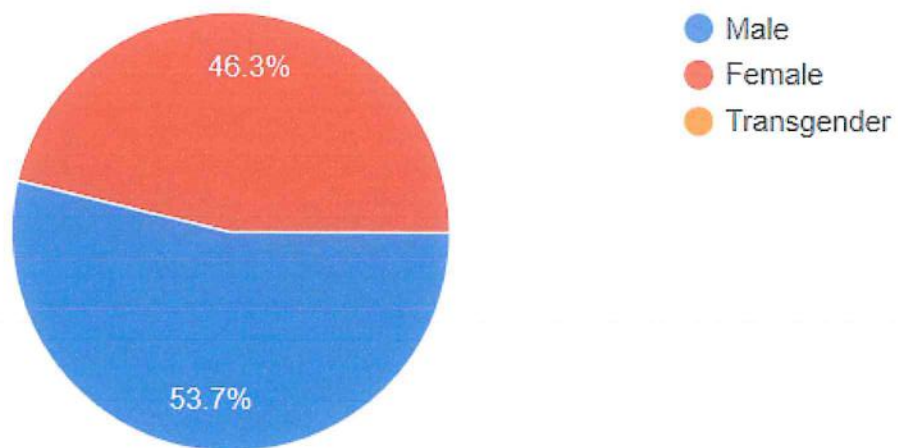
Aravind
PRINCIPAL
ANNAMACHARYA INSTITUTE
OF TECHNOLOGY & SCIENCES
C.K. DINNE (V&M), UTUKUR (P),
KADAPA-516 003 (A.P)

C) Gender:

Gender	Frequency	Percentage
Male	79	53.7
Female	68	46.3
Transgender	00	0
Total	147	100

C) Gender:

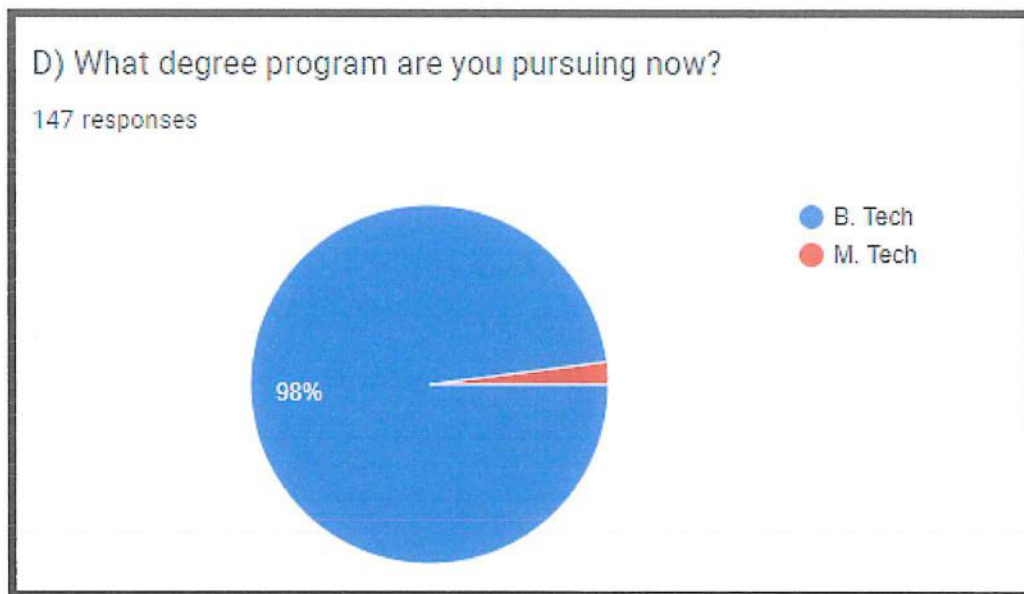
147 responses



ArBoddy
PRINCIPAL
ANNAMACHARYA INSTITUTE
OF TECHNOLOGY & SCIENCES
C.K. DINNE (V&M), UTUKUR (P),
KADAPA-516 003 (A.P)

D) What degree program are you pursuing now?

Program	Frequency	Percentage
B. Tech	144	98
M. Tech	03	2
Total	147	100



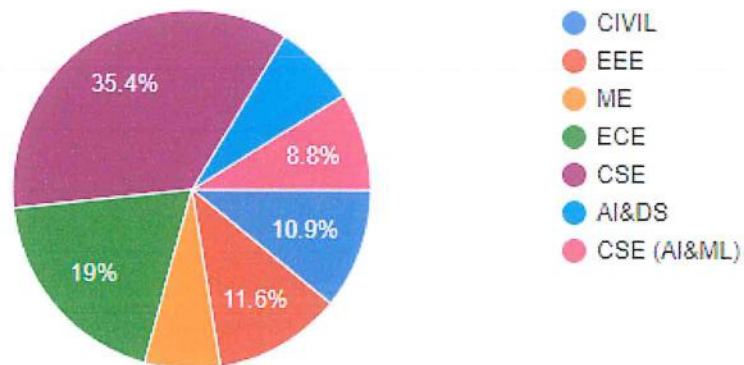
Arasdy
PRINCIPAL
ANNAMACHARYA INSTITUTE
OF TECHNOLOGY & SCIENCES
C.K. DINNE (V&M), UTUKUR (P),
KADAPA-516 003 (A.P)

E) What subject area are you currently pursuing?

Subject area	Frequency	Percentage
CE	16	10.9
EEE	17	11.6
ME	10	6.8
ECE	28	19
CSE	52	35.4
AI&DS	11	7.5
CSE (AI&ML)	13	8.8
Total	147	100

E) What subject area are you currently pursuing?

147 responses



A. Dinne
 PRINCIPAL
 ANNAMACHARYA INSTITUTE
 OF TECHNOLOGY & SCIENCES
 C.K. DINNE (V&M), UTUKUR (P),
 KADAPA-516 003 (A.P)

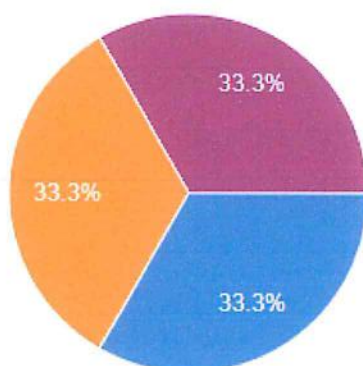
F) What subject area are you currently pursuing?

Subject area	Frequency	Percentage
CSE	1	33.3
Thermal Engineering	0	0
VLSI System Design	1	33.3
Structural Engineering	0	0
Electrical Power Systems	1	33.3
Total	147	100

F) What subject area are you currently pursuing?

 Copy

3 responses



- CSE
- Thermal Engineering
- VLSI System Design
- Structural Engineering
- Electrical Power Systems

A. K. Reddy
 PRINCIPAL
 ANNAMACHARYA INSTITUTE
 OF TECHNOLOGY & SCIENCES
 C.K. DINNE (V&M), UTUKUR (P),
 KADAPA-516 003 (A.P)

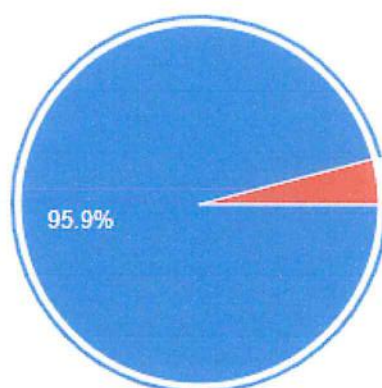
CRITERION-2

1. How much of the syllabus was covered in the class?

Scale	Frequency	Percentage
85 to 100%	141	95.9
70 to 84%	6	4.1
55 to 69%	0	0
30 to 54%	0	0
Below 30%	0	0
Total	147	100

1. How much of the syllabus was covered in the class?

147 responses



- 4 – 85 to 100%
- 3 – 70 to 84%
- 2 – 55 to 69%
- 1 – 30 to 54%
- 0 – Below 30%

A. K. Dinne
PRINCIPAL
ANNAMACHARYA INSTITUTE
OF TECHNOLOGY & SCIENCES
C.K. DINNE (V&M), UTUKUR (P),
KADAPA-516 003 (A.P)

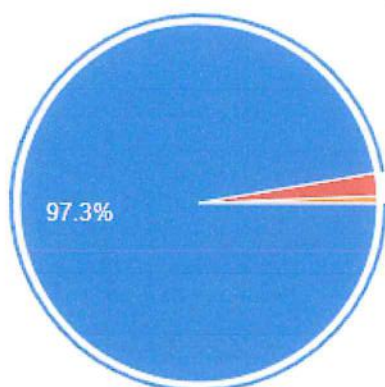
2. How well did the teachers prepare for the classes?

Scale	Frequency	Percentage
Thoroughly	143	97.3
Satisfactorily	3	2
Poorly	1	0.7
Indifferently	0	0
Won't teach to all	0	0
Total	147	100

2. How well did the teachers prepare for the classes?

 Copy

147 responses



- 4- Thoroughly
- 3 - Satisfactorily
- 2 - Poorly
- 1 - Indifferently
- 0 - Won't teach at all

A. Anasay
 PRINCIPAL
 ANNAMACHARYA INSTITUTE
 OF TECHNOLOGY & SCIENCES
 C.K. DINNE (V&M), UTUKUR (P),
 KADAPA-516 003 (A.P)

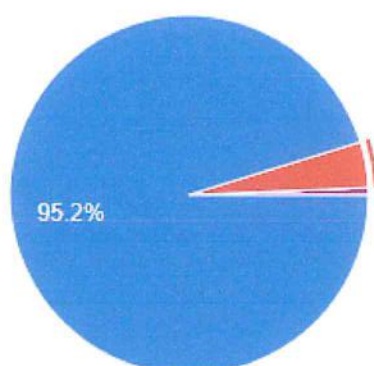
3. How well were the teachers able to communicate?

Scale	Frequency	Percentage
Always effective	140	95.2
Sometimes effective	6	4.1
Just satisfactorily	1	0.7
Generally ineffective	0	0
Very poor communication	0	0
Total	147	100

3. How well were the teachers able to communicate?

 Copy

147 responses



- 4 – Always effective
- 3 – Sometimes effective
- 2 – Just satisfactorily
- 1 – Generally ineffective
- 0 – Very poor communication

A. Anand
 PRINCIPAL
 ANNAMACHARYA INSTITUTE
 OF TECHNOLOGY & SCIENCES
 C.K. DINNE (V&M), UTUKUR (P),
 KADAPA-516 003 (A.P)

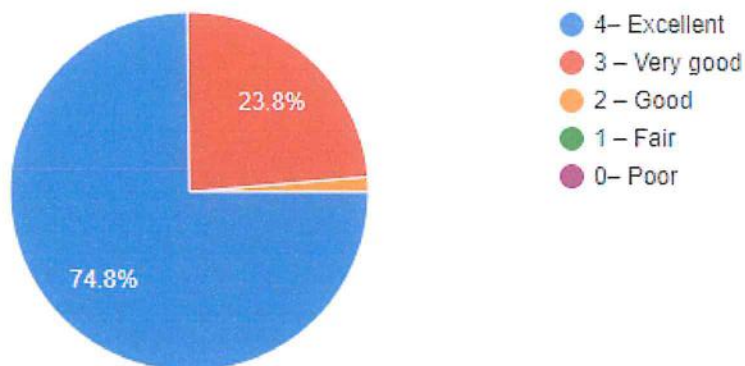
4. The teacher's approach to teaching can best be described as

Scale	Frequency	Percentage
Excellent	110	74.8
Very good	35	23.8
Good	2	1.4
Fair	0	0
Poor	0	0
Total	147	100

4. The teacher's approach to teaching can best be described as

 Copy

147 responses



Aravind
PRINCIPAL
ANNAMACHARYA INSTITUTE
OF TECHNOLOGY & SCIENCES
C.K. DINNE (V&M), UTUKUR (P),
KADAPA-516 003 (A.P)

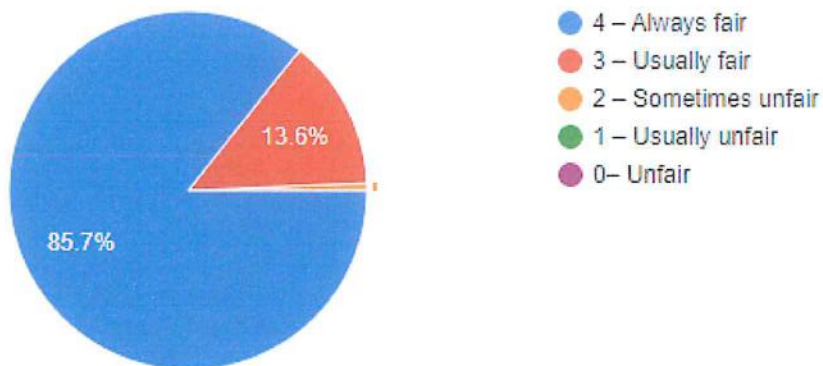
5. Fairness of the internal evaluation process by the teachers.

Scale	Frequency	Percentage
Always fair	126	85.7
Usually fair	20	13.6
Sometimes unfair	1	0.7
Usually unfair	0	0
Unfair	0	0
Total	147	100

5. Fairness of the internal evaluation process by the teachers.

 Copy

147 responses



Aravind
 PRINCIPAL
 ANNAMACHARYA INSTITUTE
 OF TECHNOLOGY & SCIENCES
 C.K. DINNE (V&M), UTUKUR (P)
 KADAPA-516 003 (A.P)

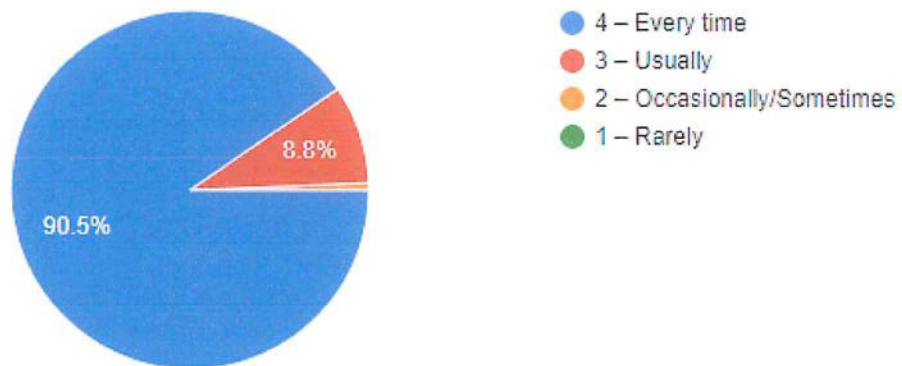
6. Was your performance in assignments discussed with you?

Scale	Frequency	Percentage
Every time	133	90.5
Usually	13	8.8
Occasionally/Sometimes	1	0.7
Rarely	0	0
Total	147	100

6. Was your performance in assignments discussed with you?

 Copy

147 responses



A. K. Reddy
PRINCIPAL
ANNAMACHARYA INSTITUTE
OF TECHNOLOGY & SCIENCES
C.K. DINNE (V&M), UTUKUR (P),
KADAPA-516 003 (A.P)

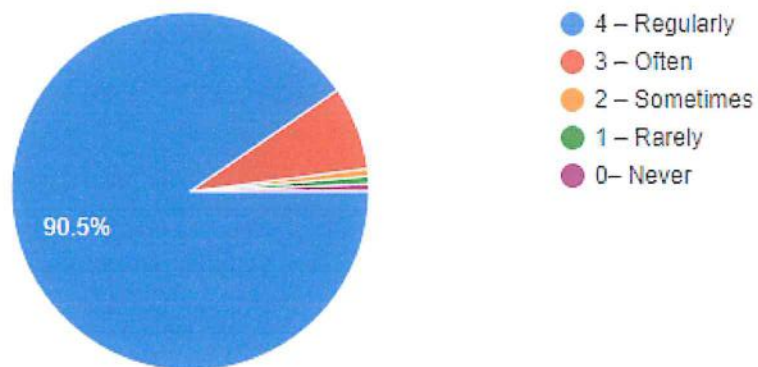
7. The institute takes active interest in promoting internship, student exchange, field visit opportunities for students.

Scale	Frequency	Percentage
Regularly	133	90.5
Often	11	7.5
Sometimes	1	0.7
Rarely	1	0.7
Never	1	0.7
Total	147	100

7. The institute takes active interest in promoting internship, student exchange, field visit opportunities for students.

 Copy

147 responses



A. K. Dinne
 PRINCIPAL
 ANNAMACHARYA INSTITUTE
 OF TECHNOLOGY & SCIENCES
 C.K. DINNE (V&M), UTUKUR (P),
 KADAPA-516 003 (A.P)

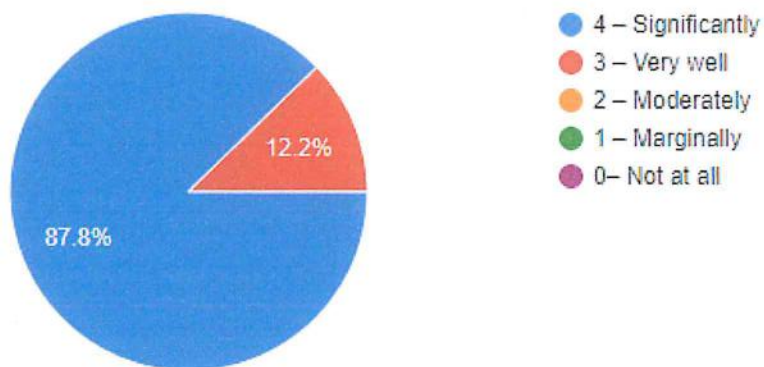
8. The teaching and mentoring process in your institution facilitates you in cognitive, social and emotional growth.

Scale	Frequency	Percentage
Significantly	129	87.8
Very well	18	12.2
Moderately	0	0
Marginally	0	0
Not at all	0	0
Total	147	100

8. The teaching and mentoring process in your institution facilitates you in cognitive, social and emotional growth.

 Copy

147 responses



Arathy
 PRINCIPAL
 ANNAMACHARYA INSTITUTE
 OF TECHNOLOGY & SCIENCES
 C.K. DINNE (V&M), UTUKUR (P),
 KADAPA-516 003 (A.P)

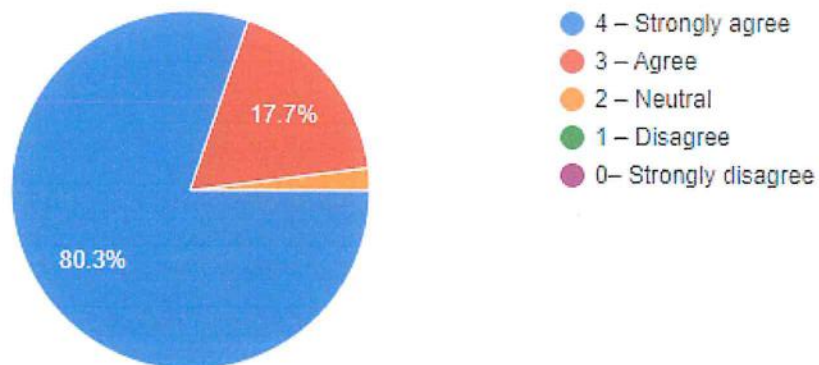
9. The institution provides multiple opportunities to learn and grow.

Scale	Frequency	Percentage
Strongly agree	118	80.3
Agree	26	17.7
Neutral	3	2
Disagree	0	0
Strongly disagree	0	0
Total	147	100

9. The institution provides multiple opportunities to learn and grow.

 Copy

147 responses



Agarthy
 PRINCIPAL
 ANNAMACHARYA INSTITUTE
 OF TECHNOLOGY & SCIENCES
 C.K. DINNE (V&M), UTUKUR (P).
 KADAPA-516 003 (A.P)

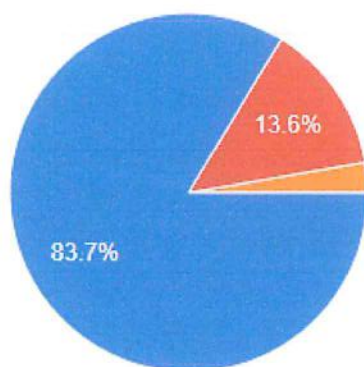
10. Teachers inform you about your expected competencies, course outcomes and programme outcomes.

Scale	Frequency	Percentage
Every time	123	83.7
Usually	20	13.6
Occasionally/Sometimes	4	2.7
Rarely	0	0
Never	0	0
Total	147	100

10. Teachers inform you about your expected competencies, course outcomes and programme outcomes.



147 responses



- 4 – Every time
- 3 – Usually
- 2 – Occasionally/Sometimes
- 1 – Rarely
- 0 – Never

Anand
PRINCIPAL
ANNAMACHARYA INSTITUTE
OF TECHNOLOGY & SCIENCES
 11, DRAIN (V/R-M) 1st FLOOR
 500 001, V.R. CAMPUS

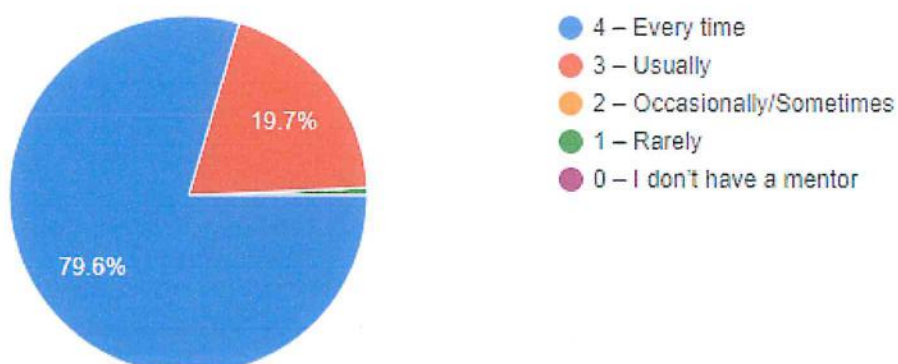
11. Your mentor does a necessary follow-up with an assigned task to you.

Scale	Frequency	Percentage
Every time	117	79.6
Usually	29	19.7
Occasionally/Sometimes	1	0.7
Rarely	0	0
I don't have a mentor	0	0
Total	147	100

11. Your mentor does a necessary follow-up with an assigned task to you.

 Copy

147 responses



A. R. S.

PRINCIPAL
ANNAMACHARYA INSTITUTE
OF TECHNOLOGY & SCIENCES
C.K. DINNE (V&M), UTUKUR (P),
KADAPA-516 003 (A.P)

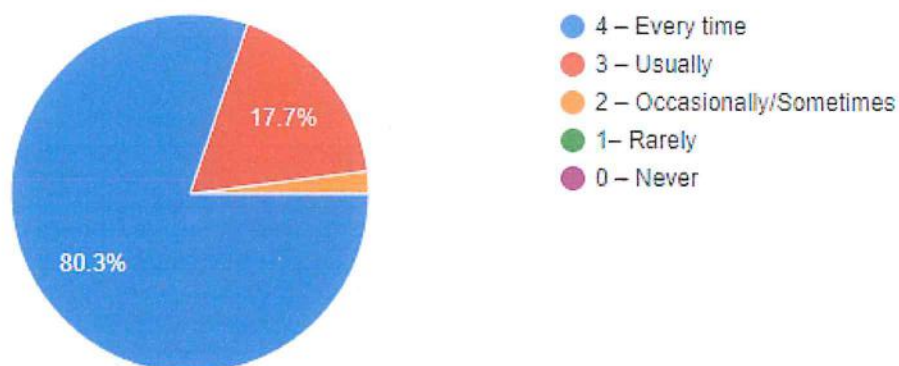
12. The teachers illustrate the concepts through examples and applications.

Scale	Frequency	Percentage
Every time	118	80.3
Usually	26	17.7
Occasionally/Sometimes	3	2
Rarely	0	0
Total	147	100

12. The teachers illustrate the concepts through examples and applications.

 Copy

147 responses



A. S. S. S.
 PRINCIPAL
 ANNAMACHARYA INSTITUTE
 OF TECHNOLOGY & SCIENCES
 C.K. DINNE (V&M), UTUKUR (P),
 KADAPA-516 003 (A.P)

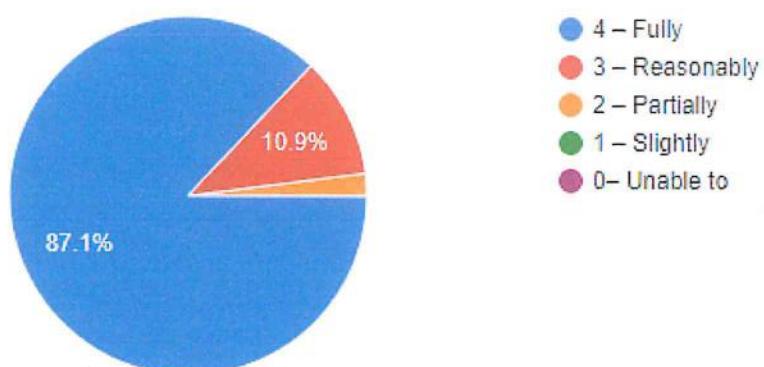
13. The teachers identify your strengths and encourage you with providing right level of challenges.

Scale	Frequency	Percentage
Fully	128	87.1
Reasonably	16	10.9
Partially	3	2
slightly	0	0
Unable to	0	0
Total	147	100

13. The teachers identify your strengths and encourage you with providing right level of challenges.

 Copy

147 responses



Annamacharya
 PRINCIPAL
 ANNAMACHARYA INSTITUTE
 OF TECHNOLOGY & SCIENCES
 C.K. DINNE (V&M), UTUKUR (P),
 KADAPA-516 003 (A.P)

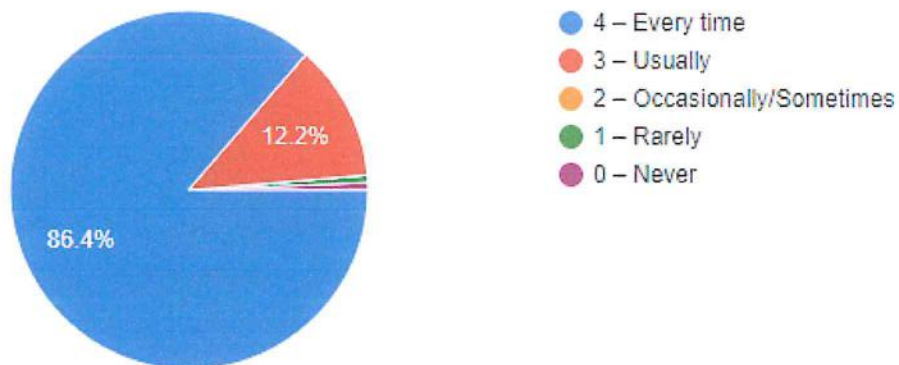
14. Teachers are able to identify your weaknesses and help you to overcome them.

Scale	Frequency	Percentage
Every time	127	86.4
Usually	18	12.2
Occasionally/Sometimes	0	0
Rarely	1	0.7
Never	1	0.7
Total	147	100

14. Teachers are able to identify your weaknesses and help you to overcome them.

 Copy

147 responses



Asokky
 PRINCIPAL
 ANNAMACHARYA INSTITUTE
 OF TECHNOLOGY & SCIENCES
 C.K. DINNE (V&M), UTUKUR (P),
 KADAPA-516 003 (A.P)

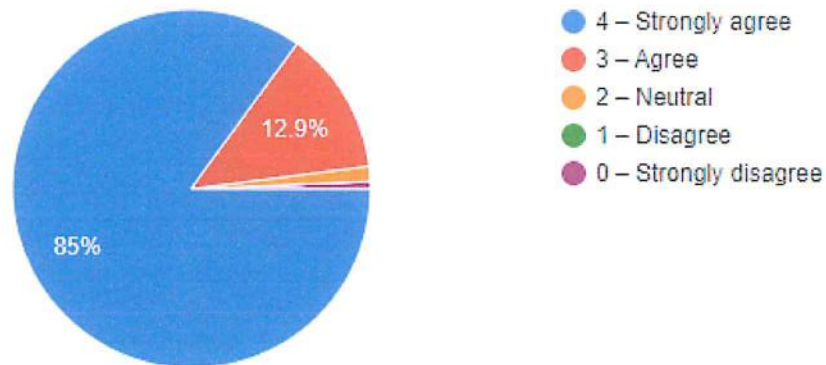
15. The institution makes effort to engage students in the monitoring, review and continuous quality improvement of the teaching learning process.

Scale	Frequency	Percentage
Strongly agree	125	85
Agree	19	12.9
Neutral	2	1.4
Disagree	1	0.7
Strongly disagree	0	0
Total	147	100

15. The institution makes effort to engage students in the monitoring, review and continuous quality improvement of the teaching learning process.

 Copy

147 responses



Aswathy
 PRINCIPAL
 ANNAMACHARYA INSTITUTE
 OF TECHNOLOGY & SCIENCES
 C.K. DINNE (V&M), UTUKUR
 KADAPA-516 003 (A.P.)

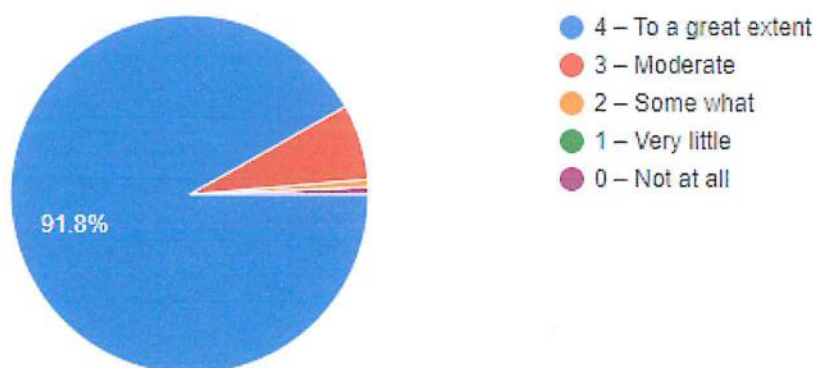
16. The institute/ teachers use student centric methods, such as experiential learning, participative learning and problem solving methodologies for enhancing learning experiences.

Scale	Frequency	Percentage
To a great extent	135	91.8
Moderate	10	6.8
Some what	1	0.7
Very little	1	0.7
Not at all	0	0
Total	147	100

16. The institute/ teachers use student centric methods, such as experiential learning, participative learning and problem solving methodologies for enhancing learning experiences.

 Copy

147 responses



Arathy
 PRINCIPAL
 ANNAMACHARYA INSTITUTE
 OF TECHNOLOGY & SCIENCES
 C.K. DINNE (V&M), UTUKUR (P),
 KADAPA-516 003 (A.P)

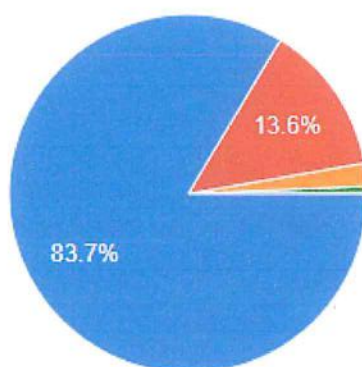
17. Teachers encourage you to participate in extracurricular activities.

Scale	Frequency	Percentage
Strongly agree	123	83.7
Agree	20	13.6
Neutral	3	2
Disagree	0	0.7
Strongly disagree	0	0
Total	147	100

17. Teachers encourage you to participate in extracurricular activities.

 Copy

147 responses



- 4 - Strongly agree
- 3 - Agree
- 2 - Neutral
- 1 - Disagree
- 0 - Strongly disagree

Aashy
 PRINCIPAL
 ANNAMACHARYA INSTITUTE
 OF TECHNOLOGY & SCIENCES
 C.K. DINNE (V&M), UTUKUR (P)
 KADAPA-516 003 (A.P)

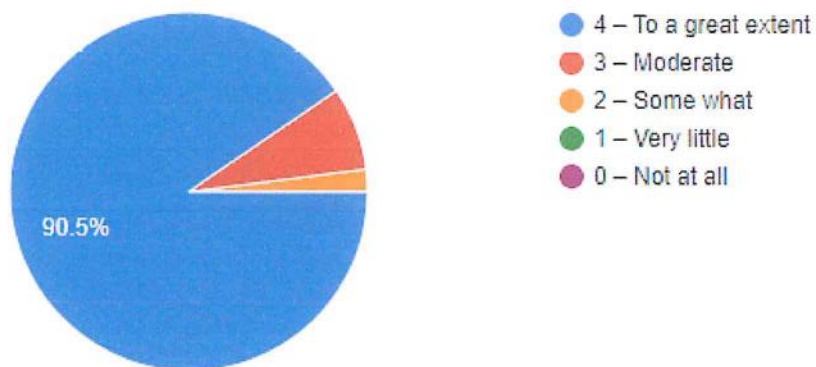
18. Efforts are made by the institute/ teachers to inculcate soft skills, life skills and employability skills to make you ready for the world of work.

Scale	Frequency	Percentage
To a great extent	133	90.5
Moderate	11	7.5
Some what	3	2
Very little	0	0
Not at all	0	0
Total	147	100

18. Efforts are made by the institute/ teachers to inculcate soft skills, life skills and employability skills to make you ready for the world of work.

 Copy

147 responses



Aroky
 ANNAMACHARYA INSTITUTE
 OF TECHNOLOGY & SCIENCES
 C.K. DINNE (V&M), UTUKUR (P),
 KADAPA-516 003 (A.P)

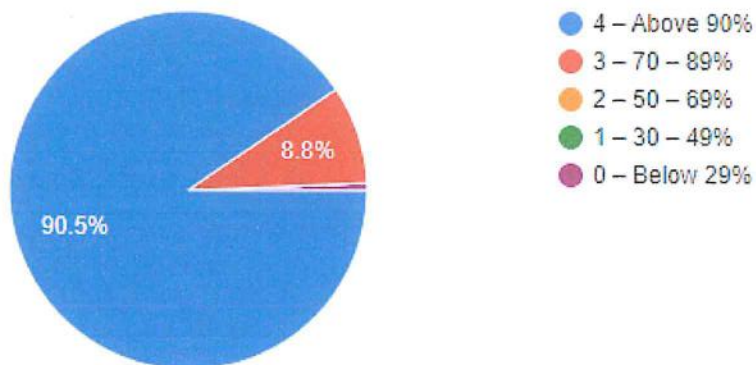
19. What percentage of teachers use ICT tools such as LCD projector, Multimedia, etc. while teaching.

Scale	Frequency	Percentage
Above 90%	133	90.5
70-89%	13	8.8
50-69%	1	0.7
30-49%	0	0
Below 29%	0	0
Total	147	100

19. What percentage of teachers use ICT tools such as LCD projector, Multimedia, etc. while teaching.

 Copy

147 responses



ABDul
 PRINCIPAL
 ANNAMACHARYA INSTITUTE
 OF TECHNOLOGY & SCIENCES
 C.K. DINNE (V&M), UTUKUR (P),
 KADAPA-516 003 (A.P)

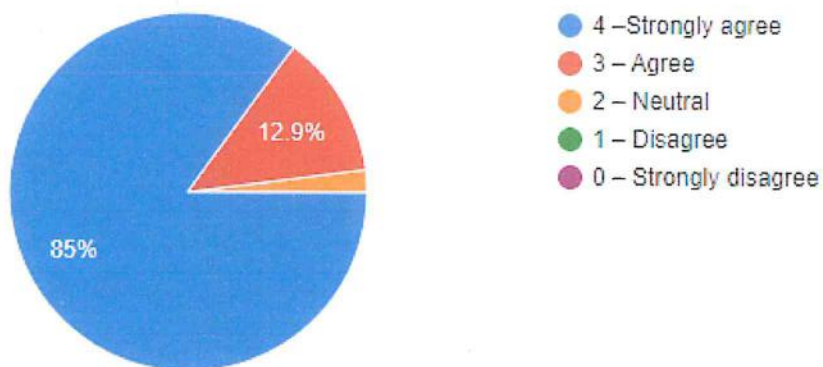
20. The overall quality of teaching-learning process in your institute is very good.

Scale	Frequency	Percentage
Strongly agree	125	85
Agree	19	12.9
Neutral	3	2
Disagree	0	0.7
Strongly disagree	0	0
Total	147	100

20. The overall quality of teaching-learning process in your institute is very good.

 Copy

147 responses



Arathy
 PRINCIPAL
 ANNAMACHARYA INSTITUTE
 OF TECHNOLOGY & SCIENCES
 C.K. DINNE (V&M), UTUKUR (P),
 KADAPA-516 003 (A.P)